

SPECIFICATIONS


Arm

Aluminum: Clamp on bracket with 2" pipe (2 3/8" O.D.) extruded from 6063 alloy aluminum heat treated to produce a T6 temper.

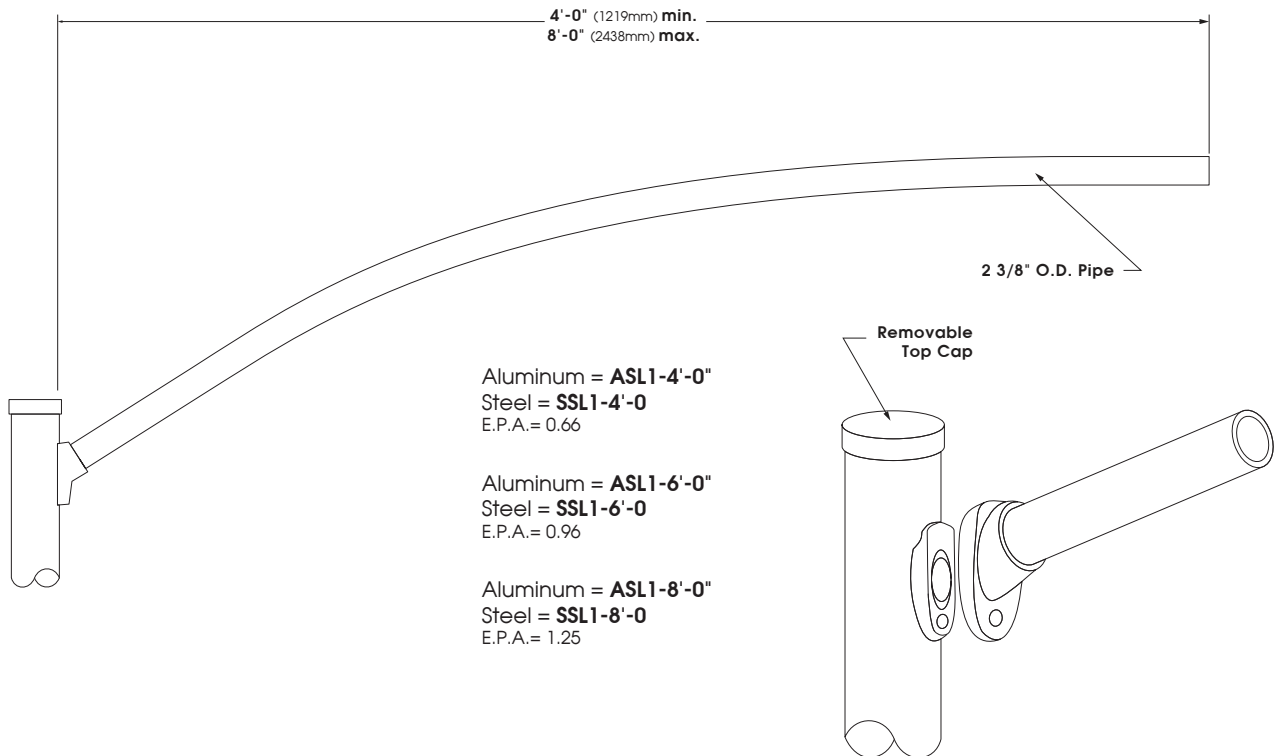
Steel: Cast iron clamp on bracket with 2" steel pipe (2 3/8" O.D.) constructed from high grade structural steel.

Finish

Electrostatically applied TGIC Polyester Powder Coat on substrate prepared with 20 PSI power wash at 140°F. Four step media blast and iron phosphate pretreatment for protection and paint adhesion. 400°F bake for maximum hardness and durability.








(SL 4' shown)



SCALE: 1/2"=1'

ORDERING INFORMATION

Spec/Order Example: BF-ASL-2-180/6'-0"/RAL-6005-S

Configuration					
	<input type="checkbox"/> ASL-1 <input type="checkbox"/> SSL-1	<input type="checkbox"/> ASL-2-180 <input type="checkbox"/> SSL-2-180	<input type="checkbox"/> ASL-3-90 <input type="checkbox"/> SSL-3-90	<input type="checkbox"/> ASL-3-120 <input type="checkbox"/> SSL-3-120	<input type="checkbox"/> ASL-4-90 <input type="checkbox"/> SSL-4-90
Length					
	<input type="checkbox"/> 4'-0"	<input type="checkbox"/> 6'-0"	<input type="checkbox"/> 8'-0"		
Finish*					
	<input type="checkbox"/> Black RAL-9005-S	<input type="checkbox"/> White RAL-9003-S	<input type="checkbox"/> Grey RAL-7004-S	<input type="checkbox"/> Dark Bronze RAL-8019-S	<input type="checkbox"/> Green RAL-6005-S

*Aluminum standard texture finish
Steel supplied with smooth finish
For smooth finish replace suffix "T" with
suffix "S"
(Example: RAL-9005-S)
Consult factory for custom colors